



## Short Courses: Primary (7-12 years)



### Placement testing

Students are required to do a test prior to arrival.

<https://www.classroomclipboard.com/948130/Test/B5DF0BAE-E758-4B84-96F7-60287987B5F7>

The access code is ENGLISH1 and the test takes approximately 20-25 minutes (although the time goes for 30 minutes) and aimed specifically at this age group. It is mainly multiple-choice, but with some 'fill in the blank' and true/false questions, too.

The test will split groups into four possible levels (0 / 1 / 2 / 3) and students will start on the first day in this level. However, students can be moved to another level in the first day or two if it appears the test gave the wrong grade.



### Course aims

The aims of the course are to:

- cover topics of interest to this age and where possible relate to the UK;
- increase children's confidence in English by speaking to people from other places;
- learn and practise a wide range of language functions that are useful for their time in the UK and beyond;
- expose children to natural language through fun and communicative activities;
- develop thinking and problem-solving skills.



### Course overview

The course is split into four weeks, although, as student groups often only come for two weeks at a time, the weeks can be interchanged depending on the interests of the children and any planned activities or excursions and are largely modular in nature.

Each theme has three targeted levels (0 / 1 / 2 / 3).

Each lesson is three hours long with breaks each 60 minutes.

Assessment is continuous and dependent on portfolio work done during their course. A certificate of achievement is given to each student at the end of their course.

Below are the overarching outcomes for each lesson. Language outcomes are more complex depending on the level.




## Week 1

	The UK	Learn about places in the UK, British cities, and famous British people.
	Leisure time	Learn a selection of hobbies, say what they like doing, picnic vocabulary.
	Amazing Animals	Learn about animals in the UK, parts of the animals, and what they can and can't do.
	I'm Hungry	Learn about British food, likes and dislike, food adjectives, and design a menu.
	Space Travel – excursion preparation (National Space Centre)	Learn about planets, solar system, and transport vocabulary.


## Week 2

	Where are you from?	Learn countries, flags and nationalities, verb 'be', create a poster 'My Nationality'.
	Spectacular Sports	Learn a variety of sports and activities, use present continuous, read about unusual sports around the world.
	Kings and Queens	Learn about the British monarchy, family vocabulary, read a famous fairy tale.
	Waste not, want not	Learn about concept of recycle, reuse, refuse, repurpose, and create a project on upcycling.
	Let's go to London – excursion preparation (London)	Learn famous places to see in London, sing a song, write a postcard.

### Week 3

	Schools around the world	Learn school subjects, about UK schools, school lunches around the world, and different classrooms.
	Remarkable Inventions	Learn about famous inventions and inventors, and create an unusual invention.
	Let's build a Lego movie!	Learn about movie genres, say what movies they like, write a script for a movie.
	Shopping delights!	Learn about different shops, famous British shops, and unusual shops around the world.
	Chocolate – excursion preparation (Cadbury World)	Learn how chocolate is made, sing a song, make a recipe with chocolate.

### Week 4

	Amazing places	Learn about the world, geography terms, and do some craft activities.
	Sherlock Holmes	Learn about books, British writers, read an excerpt from Sherlock Holmes.
	Magical Music	Learn about music genres, famous festivals in the UK, create a rap to sing to the class.
	Fashion!	Learn about clothes, say what you're wearing and do a fashion parade.
	The Wildlife Park – excursion preparation (Cotswold Wildlife Park)	Learn about all the animals you will see at the Cotswold Wildlife Park, and how to describe them.

# Short Courses: Secondary (13+ years)



## Placement testing

Students are required to do a test prior to arrival.

<https://www.classroomclipboard.com/948130/Test/F7CA74BB-45DF-48A9-AF39-BCE18E251E2E>

The access code is ENGLISH1 and the test takes approximately 25 minutes (although the timer goes for 30 minutes) and aimed specifically at this age group. It is mainly multiple-choice, but with some 'fill in the blank' and true/false questions, too.

The test will split groups into five possible levels (A1 / A2 / B1 / B2 / C1). There is a disclaimer that students can be moved to another level in the first day or two if it appears the test gave the wrong grade.



## Course aims

The aims of the course are to:

- cover topics of interest to this age and where possible relate to the UK;
- increase confidence in English by speaking to people from other places;
- participate in engaging, fun and interactive activities in class by exposing them to natural language;
- build on existing English language skills, language and prosody;
- learn and practise a wide range of language functions that are useful for their time in the UK and beyond;
- develop challenging thinking and problem-solving skills



## Course overview

The course is split into six weeks, although, as student groups often only come for two weeks at a time, the weeks can be interchanged depending on the interests of the children and any planned activities or excursions and are largely modular in nature.

Each theme has three targeted levels (A1 / A2 / B1 / B2 / C1).

Each lesson is three hours long with breaks each 90 minutes.






Assessment is continuous and dependent on portfolio work done during their course. A certificate of achievement is given to each student at the end of their course.

Below are the overarching themes and topics for each lesson. Language outcomes are more complex depending on the level.






## Week 1

	Leisure time	Learn a selection of hobbies, say what they like doing, picnic vocabulary.
	The UK	Learn about places in the UK, British cities, and famous British people.
	Let's Eat	Learn about British food, likes and dislike, food adjectives, and design a menu.
	Addicted to Shopping	Learn about different shops, famous British shops, and unusual shops around the world.
	Lovely London – excursion preparation (London)	Learn famous places to see in London, design a plan for your day in London.




## Week 2

	Where are you from?	Learn countries, flags and nationalities, verb 'be', create a poster 'My Nationality'.
	British Music	Learn about music genres, famous festivals in the UK, design a musical festival in groups.
	Weird and Wonderful Sports	Learn a variety of sports and activities, use present continuous, read about unusual sports around the world.
	Awesome Animals	Learn about animals in the UK, parts of the animals, their habitats and what they can and can't do.
	Shocking Shakespeare – excursion preparation (Stratford-upon-Avon)	Learn about Britain's most famous playwright, read a play and perform a play in front of the class.

### Week 3

	What's your School Like?	Learn school subjects, about UK schools, school lunches around the world, and unusual classrooms.
	Be Free to be Green	Learn about concept of recycle, reuse, refuse, repurpose, and create a project on upcycling.
	Kings and Queens	Learn about the British monarchy, family vocabulary, read a famous fairy tale.
	Making Movies	Learn about different film genres, watch movie trailers and write about a movie you like.
	Oxbridge – excursion preparation (Oxford and Cambridge)	Learn about Britain famous university cities and make comparisons between them.

### Week 4

	Fashion!	Learn about clothes, say what you're wearing and do a fashion parade.
	Amazing places	Learn about the world, geography terms, and do some craft activities.
	Sherlock Holmes	Learn about books, British writers, read an excerpt from Sherlock Holmes.
	Inventions	Learn about famous inventions and inventors, and create an unusual invention.
	Bath, and Bathrooms – excursion preparation (Bath)	Learn about Bath, read about Jane Austen, and also learn about British houses.





## Add-ons: Spires+ (13-17 years)



Spires+ is an add-on for students already enrolled into existing courses for 13-17 year olds.

Each option is an additional six hours per week.

Below are the options offered and outcomes.

	<b>IELTS Preparation</b>	<ul style="list-style-type: none"><li>• Understand the IELTS exam.</li><li>• Learn test-taking strategies.</li><li>• Practice IELTS past papers extensively.</li><li>• Receive feedback on each part of the exam.</li></ul>
	<b>Exam Preparation</b>	<ul style="list-style-type: none"><li>• Understand the exam you are preparing for.</li><li>• Learn a variety of strategies to do well in the exam.</li><li>• Practice past exams.</li><li>• Receive feedback on each part of the exam.</li></ul>
	<b>Leadership &amp; Management</b>	<ul style="list-style-type: none"><li>• Learn different leadership styles and the pros and cons of each.</li><li>• Understand the importance of multicultural and inter-cultural communication.</li><li>• Do a variety of receptive skills to learn new vocabulary and language.</li><li>• Perform role-plays to practise speaking skills.</li></ul>
	<b>Entrepreneurship</b>	<ul style="list-style-type: none"><li>• Learn about common traits of entrepreneurs.</li><li>• Read about different business opportunities.</li><li>• Understand finance basics.</li></ul>
	<b>Debating and Public Speaking</b>	<ul style="list-style-type: none"><li>• Learn debating language.</li><li>• Understand common approaches to speak publicly stress-free.</li><li>• Practise debating with others on topics of interest and important topics in the world currently.</li></ul>
	<b>STEAM</b>	<ul style="list-style-type: none"><li>• Vocabulary and language focussed on science, technology, engineering, and maths.</li><li>• Use communication skills to leverage hard and soft skills for a career in this area.</li><li>• Build receptive skills from reading and listening on specific subject areas.</li></ul>

# English for Academic Purposes (EAP)



## Placement testing

Students are required to take the EAP preparation test prior to arrival to ensure they are at least B1 level.



## Course aims

The aims of the course are to:

- prepare students for university life;
- increase knowledge of academic vocabulary;
- read fluently using a variety of strategies and skills;
- learn note-taking and filtering techniques;
- be able to write a variety of writing genres;
- build confidence to speak and think critically, including in a public forum;
- become aware of important academic conventions like plagiarism and citing.



## Course overview

The course is split into two weeks. All lessons are targeted to B1/B2 level of English.

Each lesson is three hours long with breaks each 90 minutes.

Assessment is continuous and dependent on academic portfolio work (including writing and speaking tasks) done during their course. A certificate of achievement is given to each student at the end of their course.

Below are the overarching areas covered for each skill.





## Reading

- Ways of reading.
- Extensive and intensive reading.
- Skills: Scanning, skimming, predicting, using prior knowledge, guessing meaning from context.
- Note taking, labelling, linking ideas, using headings. expressing contrast.
- Making connections.
- Summarising a text.



## Writing

- Academic genres.
- Punctuation, error correction techniques.
- Summarising techniques.
- Essay writing – For/Against / Balanced / Cause/Effect.
- Personal statements.
- Dissertation structure / Empirical research.
- Linking clauses and sentences.



## Speaking

- Pronunciation and prosody.
- Preparing and using visual aids.
- Increasing accuracy and fluency.
- Talking about a topic at length.
- Conference presentation skills.
- Describing trends, graphs, etc.
- Debating.



## Listening

- Note-taking techniques (Cornell).
- Listening for cues.
- Filtering for important information.
- Dealing with unknown words.
- Bottom-up listening